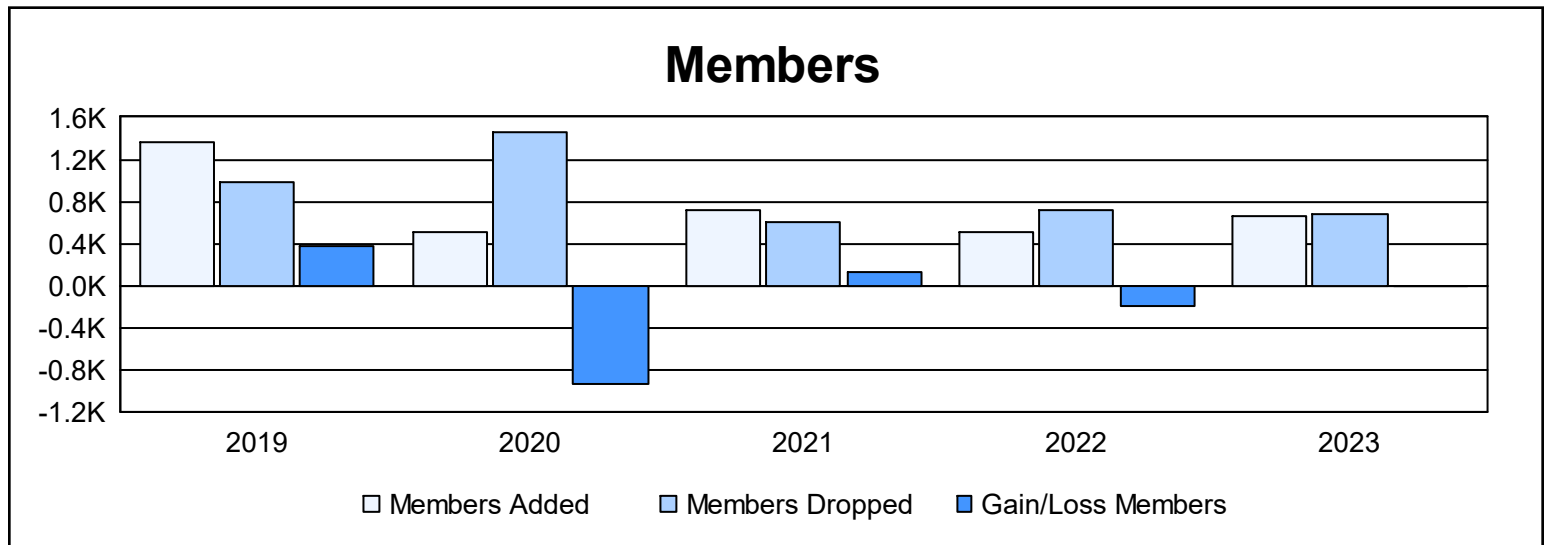
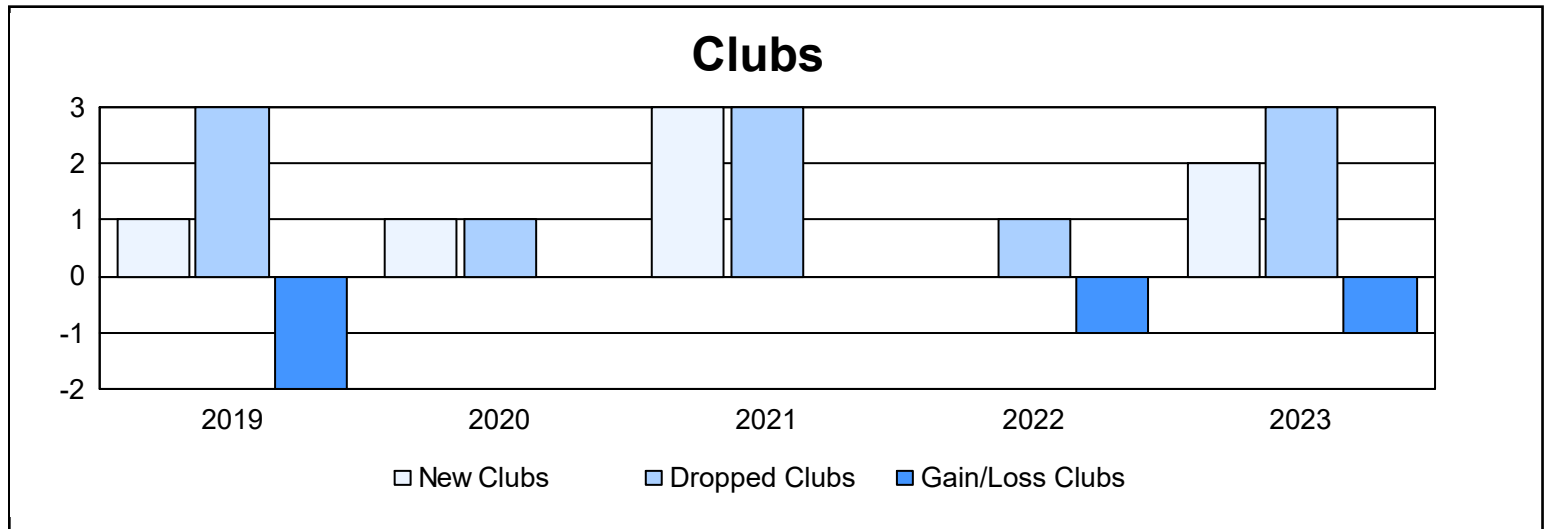
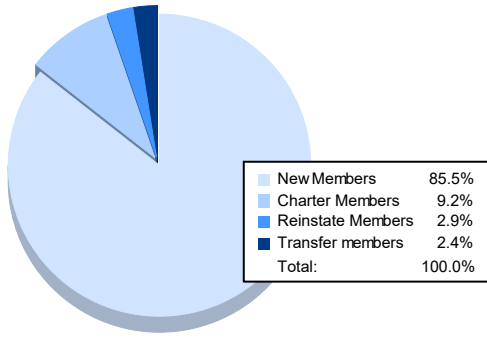


| Year | New Clubs | Dropped Clubs | Gain/ Loss Clubs | New Members | Charter Members | Reinstate Members | Transfer Members | Total Member Added | Total Members Dropped | Gain/ Loss Members |
|----------------|-----------|---------------|------------------|-------------|-----------------|-------------------|------------------|--------------------|-----------------------|--------------------|
| 2018-2019 | 1 | 3 | -2 | 1,197 | 104 | 50 | 8 | 1,359 | 983 | 376 |
| 2019-2020 | 1 | 1 | 0 | 441 | 32 | 28 | 7 | 508 | 1,453 | -945 |
| 2020-2021 | 3 | 3 | 0 | 587 | 115 | 14 | 7 | 723 | 600 | 123 |
| 2021-2022 | 0 | 1 | -1 | 473 | 7 | 11 | 22 | 513 | 714 | -201 |
| 2022-2023 | 2 | 3 | -1 | 566 | 61 | 19 | 16 | 662 | 669 | -7 |
| Average | 1 | 2 | -1 | 653 | 64 | 24 | 12 | 753 | 884 | -131 |



Membership Composition June 2023 Cumulative



Gender Composition June 2023 Cumulative

